

# Item B-6

Review of Council Action for CFAC to Review  
Financial Updates Related To the Water  
Reclamation Facility (WRF) and Review  
Summary of WRF Project Costs to Date

Morro Bay, CA  
February 19, 2019



# Recommendations



- Provide input on CFAC's role in review of the financials for the Water Reclamation Facility (WRF) Project; and
- Receive the financial update for the WRF Project.





# Role of CFAC in WRF Project

# CFAC WRF Project review role

- Monthly
  - Financial information provided to CFAC
- Quarterly
  - Presentation of revised WRF Project budget to CFAC

# Comprehensive Monthly Report

Table 3 Schedule/Budget Status by Team

Program Team	Schedule Status	Cost/Budget Status	Comments
Treatment Plant Delivery	G	G	
Interceptor/Pump-Back Delivery	G	G	
Acquisition/Right-of-Way	G	G	
Permitting/Environmental	G	G	
Communications	G	G	
NTP Integration	G	G	
Program Controls	G	G	
<b>Overall NTP Program</b>	<b>G</b>	<b>G</b>	

- G** Schedule: On or ahead of schedule.  
Cost/Budget: On or under budget.
- Y** Schedule: Tasks less than 30 days behind, or more than 30 days behind but not on critical path.  
Cost/Budget: Over budget, but within 1 percent overage.
- R** Schedule: More than 30 days behind and behind on critical path task(s).  
Cost/Budget: Over budget, exceeding 1 percent overage.

Budget Progress

Figure 2 presents the actual (committed) costs, projected contracted expenditures, and earned value for the overall NTP Program. Table 5 presents a tabular summary of the same parameters by Team.

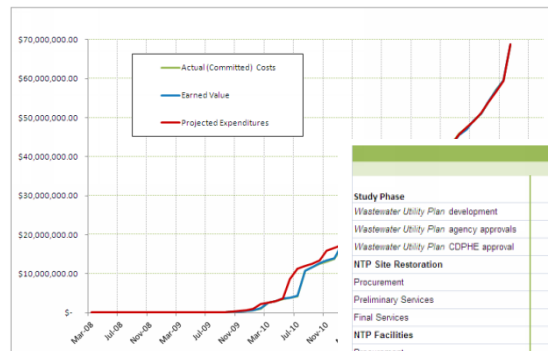


Figure 2 NTP Program S-Curve

Table 5 NTP Program Budget/Cost Summary

Team	Budget		Actual
	Appropriated	Contracted	Curr Month
Treatment Plant Delivery	\$311,277,760	\$293,284,291	\$1.40
Interceptor/Pump-Back Delivery	\$8,596,201	\$8,405,893	\$36
Acquisition/Right-of-Way	\$19,849,765	\$19,479,721	\$15
Permitting/Environmental	\$11,612,937	\$10,942,538	\$7.04
Communications	\$723,835	\$699,835	\$
Program Controls	\$7,125,375	\$6,748,473	\$11
NTP Integration	\$582,823	\$524,189	\$
<b>NTP Program</b>	<b>\$359,768,696</b>	<b>\$340,084,040</b>	<b>\$9.09</b>

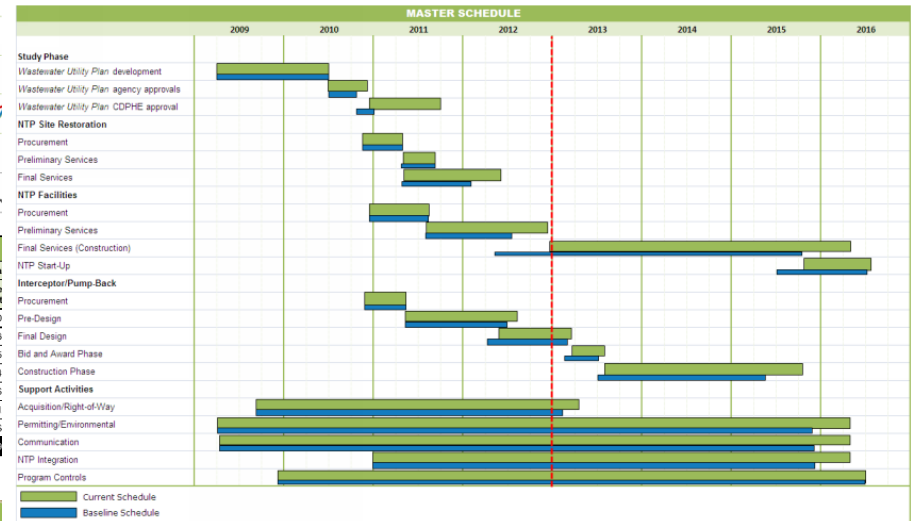


Figure 1 Simplified NTP Program Schedule

# Comprehensive Monthly Report

Table 3 Schedule/Budget Status by Team

Program Team	Schedule Status	Cost/Budget Status	Comments
Treatment Plant Delivery	G	G	
Interceptor/Pump-Back Delivery	G	G	
Acquisition/Right-of-Way	G	G	
Permitting/Environmental	G	G	
Communications	G	G	
NTP Integration	G	G	
Program Controls	G	G	
<b>Overall NTP Program</b>	<b>G</b>	<b>G</b>	

- G Schedule: On or ahead of schedule.  
Cost/Budget: On or under budget.
- Y Schedule: Tasks less than 30 days behind, or more than 30 days behind but not on critical path.  
Cost/Budget: Over budget, but within 1 percent overage.
- R Schedule: More than 30 days behind and behind on critical path task(s).  
Cost/Budget: Over budget, exceeding 1 percent overage.

Budget Progress

Figure 2 presents the actual (committed) costs, projected contracted expenditures, and earned value for the overall NTP Program. Table 5 presents a tabular summary of the same parameters by Team.

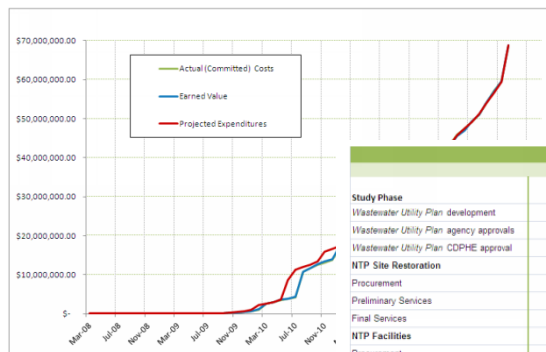


Figure 2 NTP Program S-Curve

Table 5 NTP Program Budget/Cost Summary

Team	Budget		Actual
	Appropriated	Contracted	Curr Month
Treatment Plant Delivery	\$311,277,760	\$293,284,291	\$1.40
Interceptor/Pump-Back Delivery	\$8,596,201	\$8,405,893	\$36
Acquisition/Right-of-Way	\$19,849,765	\$19,479,721	\$15
Permitting/Environmental	\$11,612,937	\$10,942,538	\$7.04
Communications	\$723,835	\$699,835	\$
Program Controls	\$7,125,375	\$6,748,473	\$11
NTP Integration	\$582,823	\$524,189	\$
<b>NTP Program</b>	<b>\$359,768,696</b>	<b>\$340,084,040</b>	<b>\$9.09</b>

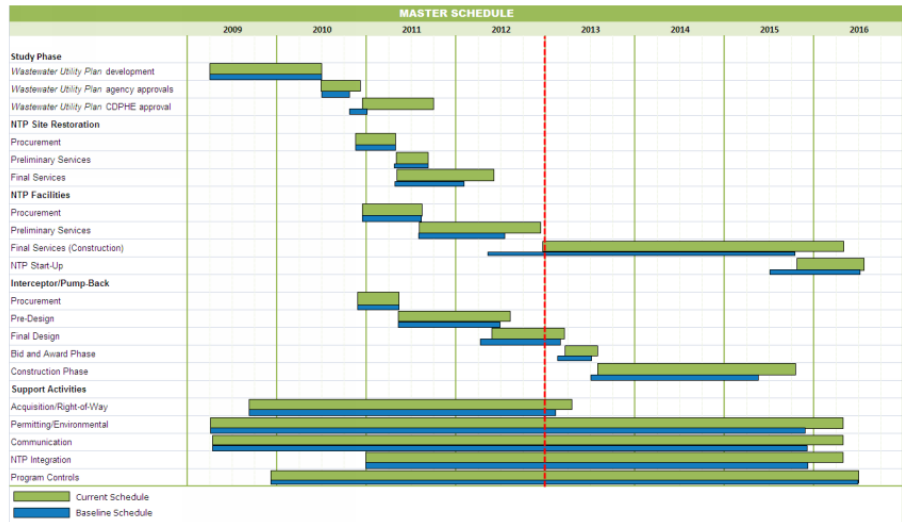
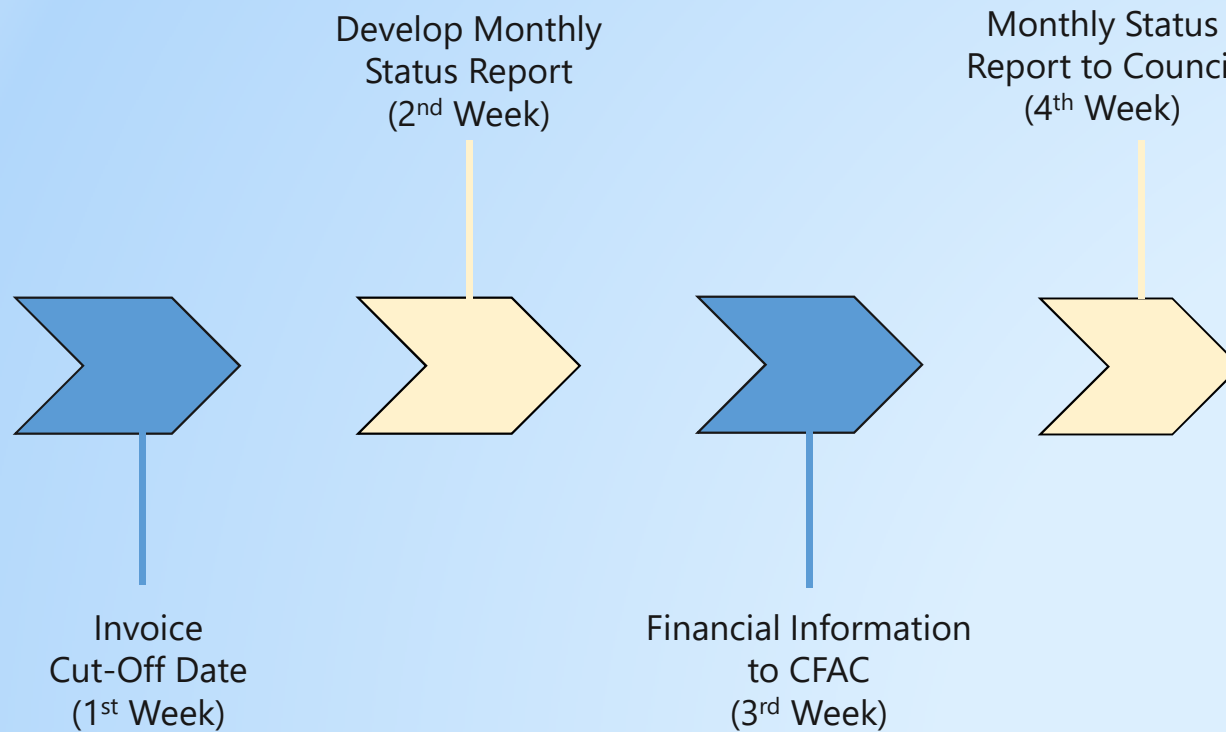


Figure 1 Simplified NTP Program Schedule

# Monthly reporting schedule







# Budget Update



# Status of SRF funding

- Final scoring worksheet provided to the City (January 17<sup>th</sup>)
- Maximum scoring
  - Potable Water = 17 points
  - Delta Water Quality = 16 Points
  - **Recycled Water = 14 points**

Primary		Secondary		Readiness		Proposed Priority Score
7	+	3	+	4	=	14

\*The score will be final upon Board approval of the IUP.

STATE OF CALIFORNIA  
 STATE WATER RESOURCES CONTROL BOARD  
 Division of Financial Assistance  
 P.O. Box 94214, Sacramento, CA 95814

FINANCIAL ASSISTANCE APPLICATION REVIEW  
 Clean Water State Revolving Fund  
 Water Recycling Funding Program

## PRIORITY SCORING WORKSHEET

**A. Project Information**

Project(s) #: 8185-110  
 Applicant: City of Morro Bay  
 Project Title: Water Reclamation Facility Project  
 Project Manager: Jody Hack  
 Reviewed By: Eric Casanes  
 Date Completed: 1/3/2019  
 Date Reviewed: 1/16/2019

**B. Automatic Fundability**

1. Does the Applicant qualify to be a Small Disadvantaged Community?  
 - A population less than 20,000, and  
 - An MHI of less than eighty percent (80%) of the community's MHI  
☐ Yes ☒ No

2. Does Project qualify as a Public Health project?  
 Public Health Project: A project is a public health project when the County Board of Supervisors, City Council, or the County Health Officer has certified that a health problem exists and the State Water Board or a Regional Water Board has (a) adopted a discharge prohibition, (b) approved a moratorium, or (c) adopted a cease and desist order. Alternatively, a project may be a public health project when it is required to comply with a prohibition, posing, limitation, or warning that has been imposed by a responsible health authority and the State Water Board or a Regional Water Board has concurred with the health authority's determination and established a time schedule for correction or elimination of the problem. The applicant must demonstrate a direct connection between completion of the project and correction or elimination of the public health problem.  
☐ Yes ☒ No

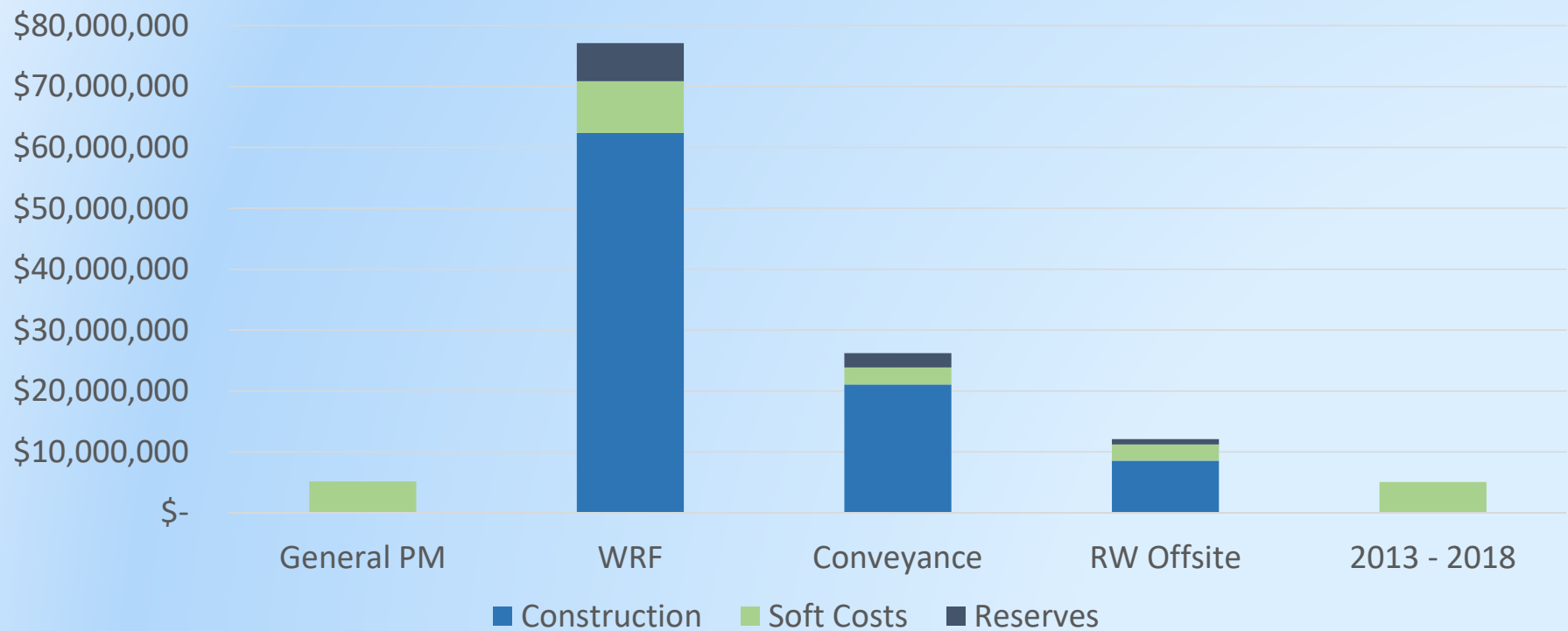
**C. Ineligibility**

1. Has more than 25% of construction been completed, based on cost.  
☐ Yes ☒ No

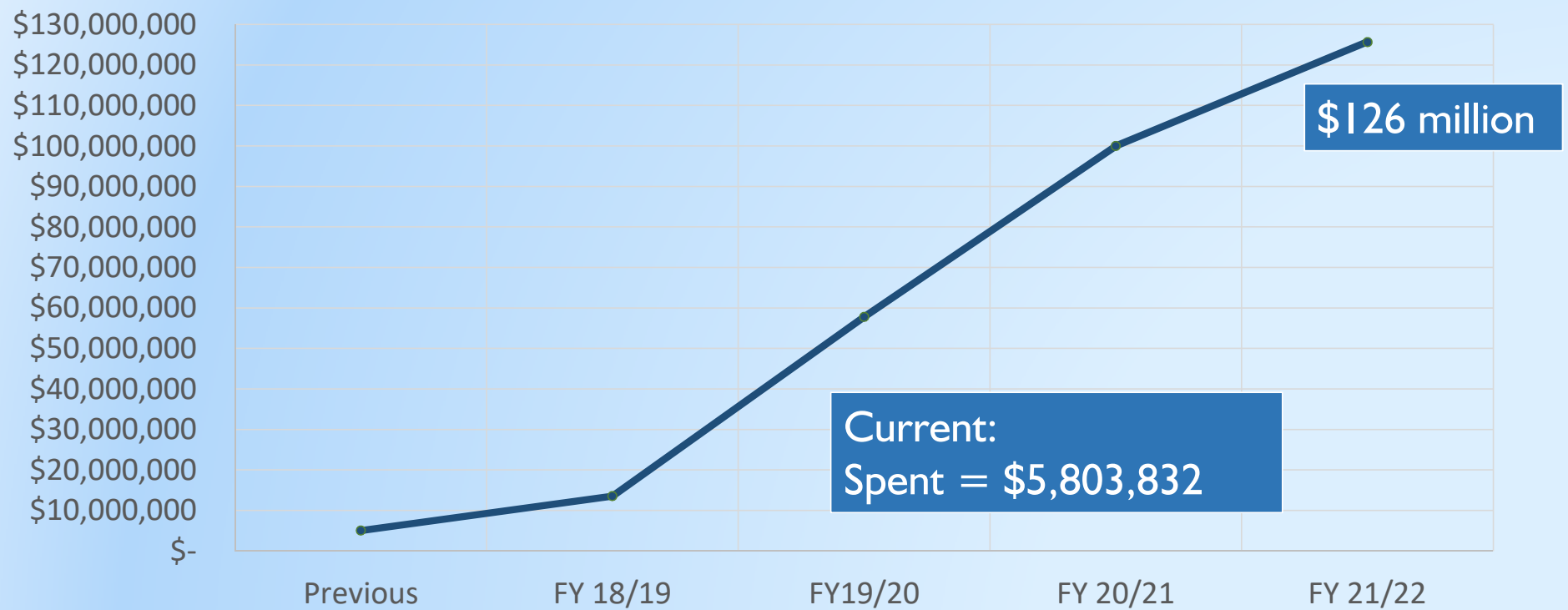
2. Was construction started on or before December 31 and is construction scheduled to be completed before June 15 or IUP adoption date.  
☐ Yes ☒ No

➤ If Yes to either of the above, project is ineligible. Do not score, project is not fundable.  
 ➤ If No to both 1 & 2, Project will be scored for placement on the Fundable List per Section D.

# Budget summary (\$126 million)



# Fiscal year budgeting



# Recommendations



- Provide input on CFAC's role in review of the financials for the Water Reclamation Facility (WRF) Project; and
- Receive the financial update for the WRF Project.





# Questions and Discussion